

Step –By-Step: How to Recertify



NATIONAL
CHILD
PASSENGER
SAFETY
CERTIFICATION

A Program of
Safe Kids Worldwide

March 2016



Recertification Overview

Details Online

<http://cert.safekids.org> → I'm A Tech/Recertification



I'm A Tech

- Recertification**
- Seat Checks
- CEUs
- Community Education
- Recertification Fees
- CEU Audits
- Technician Proxy
- Become an Instructor
- What Instructors Do
- Renewal Course

[Home > I'm A Tech](#)

RECERTIFICATION

Recertification Requirements

CPS certification expires after two years. Technicians and Instructors are required to complete the recertification process before current certification expires.

Here is what you need to do to recertify:

- **Meet these requirements and record the activities in your online profile:**
 - Conduct all [five different types of seat checks](#)
 - Participate in at least one [community education](#) (checkups, community education)
 - Participate in at least six [continuing education units \(CEUs\)](#). As part of the process, you will be randomly selected for a [CEU audit](#). Keep proof of content and complete it within 6 months after you recertify. You can monitor your audit status in your online profile.
 - If you are an instructor, [complete 20 Certification/Certification Renewal](#)

Recertification Requirements

Basic re-certification requirements and deadlines

1. Five seat checks approved by a certified instructor (may use technician proxy option)
2. Community Education
3. A minimum of six hours of CPS technical continuing education (CEUs)
4. **Register and pay fee by the end of the certification expiration date.**

INSTRUCTORS: In addition to the above requirements, you must also log 20 teaching hours of CPS course instruction.

Personal log available under
**Resources-FAQS, Forms,
Recertification**

Certified Instructor

**Certified Technician
or Instructor
Candidate**

Teaching Hours
20 teaching hours
(Certification or Renewal
Testing Courses)

Seat Checks
5 individually entered and
Instructor/Tech Proxy-
approved seat checks

Community Education – *PICK ONE*
Participate in at least 1 two-hour check up event with at least one other
CPS Technician.
OR
Provide at least 4 hours of community education.
OR
Attend a one hour (minimum) educational session, live or online.

**Continuing Education
Credits (CEUs)**
6 hours of CPS (technical)
continuing education

Pay fee and register
(by **certification
expiration date**)

Recertification complete

CEUs MAY BE
AUDITED

Flow Chart available under
**Resources-FAQS, Forms,
Recertification**

5 Seat Checks



- These may be done **at any time** during your certification cycle.
- Seat checks are entered online AND approved by an instructor or tech proxy.
 - RF only child safety seat
 - RF convertible seat
 - FF child safety seat with harness
 - Belt-positioning booster
 - Installation with LATCH

Community Education



PICK ONE

- **Participate in at least one two-hour check up event**
 - With at least one other CPS Technician
 - Using any standardized checklist
- **Provide at least four hours of community education.**
 - Examples include presenting to parents, educators, kids, organizations (PTAs, law enforcement).
 - These are presentations to non-CPSTs.
- **Attend a one hour (minimum) educational session.**
 - Examples include how to better reach community members or underserved communities, improve communication skills, instructor development and learning about other cultures and their beliefs to better serve them as educators.
 - These can be in-person or online.



NEW

Continuing Education Units (CEU)



- A minimum of six hours of **CPS technical continuing education** (CEUs) must be obtained and reported during the current certification cycle.
- They may be **entered at any time** during your certification cycle.
- CEUs must fit into one of the approved categories and meet content requirements.

What is a CEU?



- CEU = Continuing Education Units
- These updates improve your technical knowledge.
- Mix and match to get your 6 CEUs (ex: in-person workshops, online, newsletters/manuals)
- CEUs are not verified online, and may be subject to a CEU audit. Technicians must **keep written proof of the earned CEUs.**

Continuing Education: Categories



1. In-person Session/Workshop (max. 6 CEUs)
2. Observing a Cert Course (*not available*)
3. Teleconferences (max. 5 CEUs)
4. Online/Web sessions (max. 6 CEUs)
5. Newsletters/Manuals/Journals (max. 3 CEUs)

Content Requirements



- All categories of CEUs must meet the **content requirements** of improving CPS technical knowledge.
 - Examples include LATCH updates, and attending CR manufacturer workshops/product updates, CPS panel at conferences or vehicle manufacturer workshops specific to occupant protection.

Examples of content that would qualify for CEUs



- ✓ CR manufacturer product updates
- ✓ CPS Q&A panel
- ✓ Vehicle manufacturer workshops specific to occupant protection
- ✓ The latest LATCH technology
- ✓ Case studies of child occupants in crashes
- ✓ Car seats and school bus safety

Examples of content that would NOT qualify for CEUs

- ✗ State or Local CPS laws
- ✗ How to run an inspection station 🇺🇸
- ✗ Cultivation and retention of CPS Technicians 🇺🇸
- ✗ Using data to dissect the CPS problem
- ✗ Impaired driving victim impact panel
- ✗ Older drivers
- ✗ Children around cars/Spot the Tot
- ✗ Tips on how to better teach a CPS Class 🇺🇸
- ✗ Operation Kids (*subsets of certification course*)

🇺🇸 *These would count for your Community Education requirement.*

Getting 6 CEUs




- **Mix and match** to get the 6 hours at any time during your certification cycle.
- No need to rely on an instructor!
 - LATCH or CRMI quizzes
 - Organize a trip to retailer to learn about new seats
 - Organize a webinar watch party
 - Subscribe to Safe Ride News or SafetyBeltSafe USA's newsletters

Getting CEUs online

- Links online and in the *CPS Express*
- <http://training.safekids.org/>
 - OPC and School Buses
 - Using Rear Facing Child Restraints Longer
 - Transportation of Children in Vehicles Other Than Cars
- www.CPSBoard.org (Certification+Recertification tab)
 - Fact or Fiction
 - LATCH Updates
 - New Child Restraints
 - Manufacturer Product Updates

Example: Mix-n-Match

- 
- Take online training and pass quiz → 1 CEU
 - Complete LATCH Quiz → 1 CEU
 - Attend 2 hour technical update → 2 CEUs
 - Attend new CR update at local retailer for 2 hours → 2 CEUs

Lots of options!

When CEUs are completed



- CEUs must be obtained during that certification cycle.
- You can not carry forward extra CEUs.
- EX: Cert cycle is 5/15/2016-5/14/2018
 - Finish and register on 3/2/3016.
 - You are still in the current cert cycle until 5/15/2016. If you complete more CEUs before then, they may not be applied to the next cert cycle.

Last Step: Paying the Fee



- **Register and pay fee** by the end of your certification expiration date.
 - **Do not miss this date!**
 - Certification lasts for 2 years
 - Techs and instructor candidates: \$50
 - Instructors: \$60



How do I enter the requirements?

Go to *<http://cert.safekids.org>*

Click on
LOG IN

NATIONAL
CHILD
PASSENGER
SAFETY
CERTIFICATION

A Program of
Safe Kids Worldwide

[Policy and Procedure Manual](#) | [Contact Us](#)

[TECH](#) | [FIND A COURSE](#) | [LOG IN](#)

[BECOME A TECH](#) | [I'M A TECH](#) | [COURSE ADMINISTRATION](#) | [ORGANIZATION MANAGEMENT](#) | [RESOURCES - FAQs](#)



I'M A TECH



BECOME A TECH



FIND A TECH



CUSTOMER SERVICE

ABOUT CPS CERTIFICATION

Have you heard about events where folks

Bubble Wrap: Having Trouble Installing Your Car...



Click on *Log In – CPS Tech/Tech to Be*



[Home](#)

Log In

CPS Tech/Tech to Be

[Log In - CPS Tech/Tech to Be](#)



In general, we've found that using using [Google's Chrome](#) instead of Microsoft's Internet Explorer for web browsing is noticeably faster.

There are two available log-in options. Please review your choices and click on the one that best meets your needs.

This online system is for [Certified Technicians](#), [Instructors](#), course administrators and people who are interested in [becoming a CPS-certified](#). Here are some of the things you can do in the Certification Management system:

- Make a CPS online profile (if you've never been CPS-certified)
- Register for a course (Certification or Renewal)

Log In

[Home](#)

CPS Tech Log-In

Need help?
Customer Service: 877-366-8154

Safe Kids Online Services - Login

Login

Username

Password

Submit

New Signup

Please click [here](#) if you have never made an online profile with Safe Kids before.

First Time Here?

Please use your **SK ID** as username and **your Last Name** as password. If you do not know your SK ID, please contact customer service for assistance.

If you have already been assigned a username and password with the old system, please use them instead.

Try this first

Forgot Your Password?

Please [click here](#) to have your password emailed to you.

Review Your Action Items

Clark Kent

If you are having problems with the page, such as tables that are cut off, it is due to your internet browser. [Microsoft no longer supports Internet Explorer 8 or older](#). Microsoft encourages upgrading to a newer browser. If you can't upgrade, [Mozilla Firefox](#) and [Chrome](#) are both free and work well. If you are not able to do so, contact Customer Service at 877-366-8154 for assistance.

→ YOUR CERTIFICATION STATUS

Official Mailing Address
Daily Planet
1100 Lois Lane
Metropolis, DC 20010

Work Phone: 800-111-2222
Primary E-mail: Super1@email.com

Status: Certified Technician

Posted: No

Cert ID: T001234

Current Certification Cycle

10/20/2014 - 10/19/2016

SK ID: 708526

Posted Address
1100 Lois Lane
Metropolis, DC 20010

Posted Phone: 800-111-2222

Posted E-mail: Super1@email.com

Audit: NOT SELECTED

→ ACTION ITEMS

1. **Recertification 2014- 2016 cycle (enter information)**

◦ Online CEUs

Reviewing Recert Requirements

Clark Kent

If you are having problems with the page, such as tables that are cut off, it is due to your internet browser. [Microsoft no longer supports Internet Explorer 8 or older](#). Microsoft encourages upgrading to a newer browser. If you can't upgrade, [Mozilla Firefox](#) and [Chrome](#) are both free and work well. If you are not able to do so, contact Customer Service at 877-366-8154 for assistance.

→ YOUR CERTIFICATION STATUS

Official Mailing Address

Daily Planet

1100 Lois Lane

Metropolis, DC 20010

Work Phone: 800-111-2222

Primary E-mail: Super1@email.com

Status: Certified Technician

Posted: No

Cert ID: T001234

Current Certification Cycle

10/20/2014 - 10/19/2016

SK ID: 708526

Posted Address

1100 Lois Lane

Metropolis, DC 20010

Audit: NOT SELECTED

Posted Phone: 800-111-2222

Posted E-mail: Super1@email.com

→ ACTION ITEMS

1. [Recertification 2014- 2016 cycle \(enter information\)](#)

Click on Recert...

Reviewing Recert Requirements

Top of Page

Recertification Requirements and Status Summary

Clark Kent

Certification Cycle: 10/20/14-10/19/16

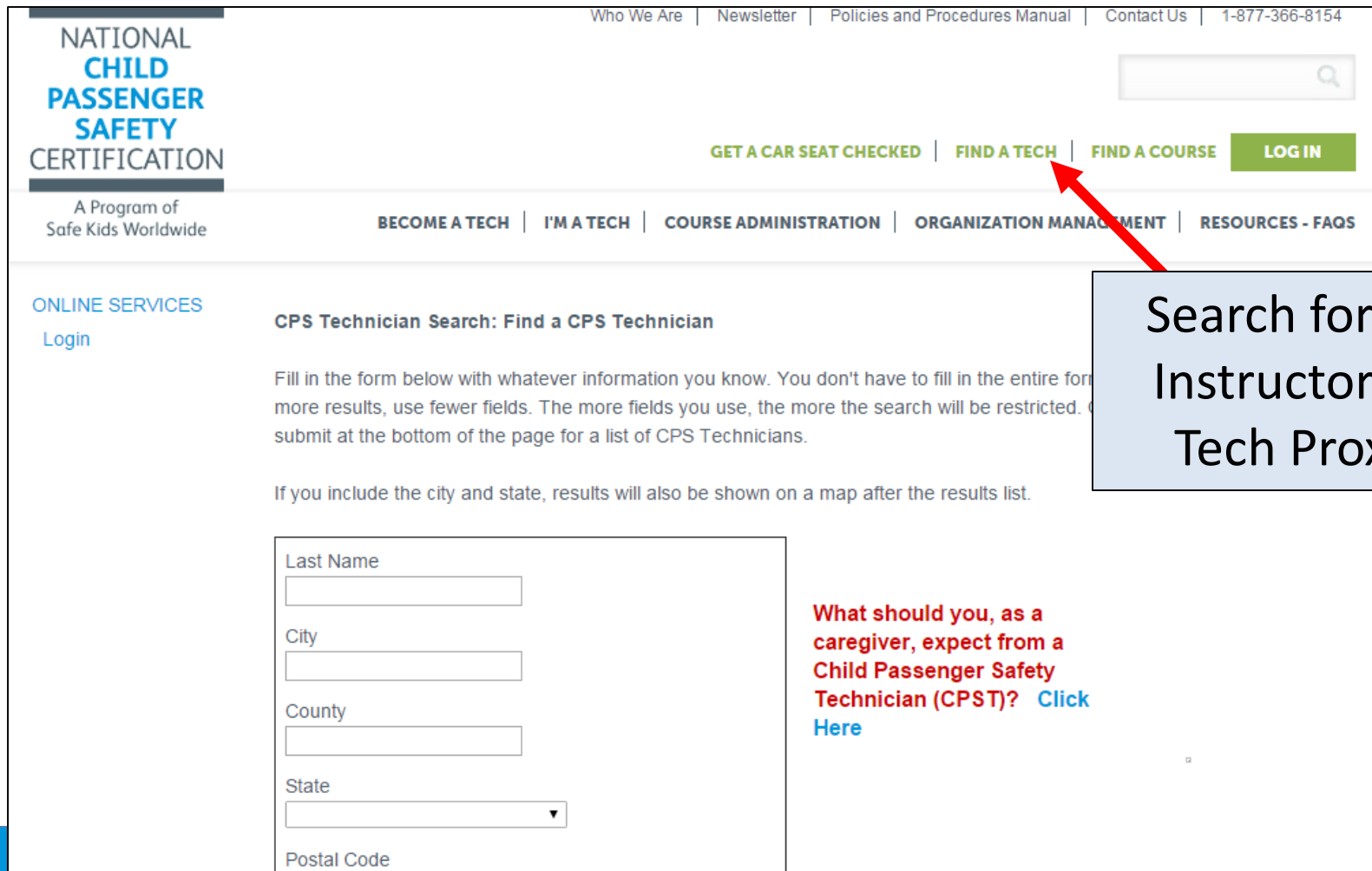
Certified Technician

	Required	Due	Complete?
Seat Checks	5	5	NO
CEUs	6	6	NO
Community Education	See bottom of the page		NO



How do I enter the required seat checks?

Find an Instructor or Tech Proxy



The screenshot shows the homepage of the National Child Passenger Safety Certification website. The header includes the site logo, navigation links (Who We Are, Newsletter, Policies and Procedures Manual, Contact Us, 1-877-366-8154), a search bar, and a row of buttons: GET A CAR SEAT CHECKED, FIND A TECH (highlighted with a red arrow), FIND A COURSE, and LOGIN. Below this is another row of links: BECOME A TECH, I'M A TECH, COURSE ADMINISTRATION, ORGANIZATION MANAGEMENT, and RESOURCES - FAQs. The main content area is titled 'ONLINE SERVICES' and includes a 'Login' link. The 'CPS Technician Search: Find a CPS Technician' section provides instructions on how to use the search form. The form fields are: Last Name, City, County, State (a dropdown menu), and Postal Code. To the right of the form, there is a red text prompt: 'What should you, as a caregiver, expect from a Child Passenger Safety Technician (CPST)? Click Here'.

NATIONAL
CHILD
PASSENGER
SAFETY
CERTIFICATION

A Program of
Safe Kids Worldwide

Who We Are | Newsletter | Policies and Procedures Manual | Contact Us | 1-877-366-8154

GET A CAR SEAT CHECKED | FIND A TECH | FIND A COURSE | LOGIN

BECOME A TECH | I'M A TECH | COURSE ADMINISTRATION | ORGANIZATION MANAGEMENT | RESOURCES - FAQs

ONLINE SERVICES
[Login](#)

CPS Technician Search: Find a CPS Technician

Fill in the form below with whatever information you know. You don't have to fill in the entire form. The more results, use fewer fields. The more fields you use, the more the search will be restricted. Submit at the bottom of the page for a list of CPS Technicians.

If you include the city and state, results will also be shown on a map after the results list.

Last Name

City

County

State

Postal Code

What should you, as a caregiver, expect from a Child Passenger Safety Technician (CPST)? [Click Here](#)

Search for an
Instructor or
Tech Proxy

Search #1: Instructor

CPS Technician Search: Find a CPS Technician

Fill in the form below with whatever information you know. You don't have to fill in the entire form. For more results, use fewer fields. The more fields you use, the more the search will be restricted. Click submit at the bottom of the page for a list of CPS Technicians.

If you include the city and state, results will also be shown on a map after the results list.

Last Name

City

County

State

Postal Code

Postal Code From:

To:

Country

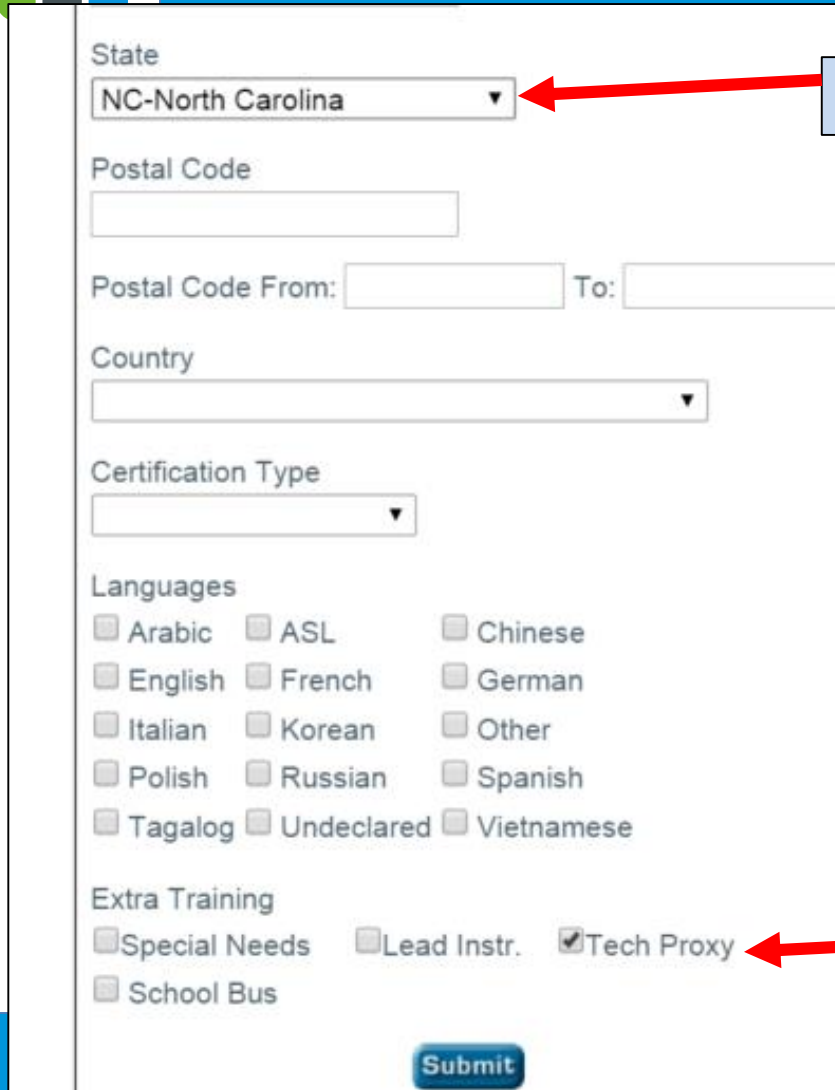
Certification Type

What should you, as a caregiver, expect from a Child Passenger Safety Technician (CPST)? [Click Here](#)

Select State

Select Instructor

Search #2: Tech Proxy



State
NC-North Carolina ▼

Postal Code
[]

Postal Code From: [] To: []

Country
[] ▼

Certification Type
[] ▼

Languages

<input type="checkbox"/> Arabic	<input type="checkbox"/> ASL	<input type="checkbox"/> Chinese
<input type="checkbox"/> English	<input type="checkbox"/> French	<input type="checkbox"/> German
<input type="checkbox"/> Italian	<input type="checkbox"/> Korean	<input type="checkbox"/> Other
<input type="checkbox"/> Polish	<input type="checkbox"/> Russian	<input type="checkbox"/> Spanish
<input type="checkbox"/> Tagalog	<input type="checkbox"/> Undeclared	<input type="checkbox"/> Vietnamese

Extra Training

<input type="checkbox"/> Special Needs	<input type="checkbox"/> Lead Instr.	<input checked="" type="checkbox"/> Tech Proxy
<input type="checkbox"/> School Bus		

Submit

Select State

Check Tech Proxy box

Why Verified Seat Checks?



- The primary purpose is to observe your interaction with parents and children.
- Direct observation helps ensure that communication with parents is accurate and consistent with the information and methodologies in the standardized curriculum.
- The verifying instructor or tech proxy must feel confident in your ability to communicate accurate information to a parent or caregiver and will double-check that the installation and paperwork are correct.

Entering Seat Checks

Click on either option

Seat Check Reporting Summary for this Period

Click Here to add Seat Checks

Category	Seat Checks			Action
	Passed	Under Review	Min. Required	
1: Rear-Facing Infant CSS	0	0	1	Add/Review
2: Rear-Facing Convertible CSS	0	0	1	Add/Review
3: Forward-Facing CSS w/Harnesses	0	0	1	Add/Review
4: Belt-Positioning Booster	0	0	1	Add/Review
5: Installation using LATCH	0	0	1	Add/Review

Entering Seat Checks: Add date(s)

Add New Activity

Rear-Facing Infant CSS :	<div>Date of Activity 02/25/2016 (mm/dd/yyyy)</div>	Verifying Instructor/Technician Proxy <div></div> Lookup Instructor/Tech Proxy
Rear-Facing Convertible CSS :	<div>Date of Activity 02/25/2016 (mm/dd/yyyy)</div>	Verifying Instructor/Technician Proxy <div></div> Lookup Instructor/Tech Proxy
Forward-Facing CSS w/Harnesses :	<div>Date of Activity <div></div> (mm/dd/yyyy)</div>	Verifying Instructor/Technician Proxy <div></div> Lookup Instructor/Tech Proxy
Belt-Positioning Booster :	<div>Date of Activity <div></div> (mm/dd/yyyy)</div>	Verifying Instructor/Technician Proxy <div></div> Lookup Instructor/Tech Proxy
Installation using LATCH :	<div>Date of Activity <div></div> (mm/dd/yyyy)</div>	Verifying Instructor/Technician Proxy <div></div> Lookup Instructor/Tech Proxy

NOTE: The instructor will be sent a notification email for each seat check. This email is a courtesy and not required for them to review your seat check. If you are close to your expiration date, please contact the instructor/tech proxy directly.

Entering Seat Checks: Instructor or Tech Proxy








Add New Activity

Rear-Facing Infant CSS :	Date of Activity 02/25/2016 (mm/dd/yyyy)	Verifying Instructor/Technician Proxy 10373 Lookup Instructor/Tech Proxy
Rear-Facing Convertible CSS :	Date of Activity 02/25/2016 (mm/dd/yyyy)	Verifying Instructor/Technician Proxy 1001075 Lookup Instructor/Tech Proxy
<div>Click on Lookup and follow prompts</div>		Verifying Instructor/Technician Proxy Lookup Instructor/Tech Proxy
Belt-Positioning Booster :	Date of Activity (mm/dd/yyyy)	Verifying Instructor/Technician Proxy Lookup Instructor/Tech Proxy
Installation using LATCH :	Date of Activity (mm/dd/yyyy)	Verifying Instructor/Technician Proxy Lookup Instructor/Tech Proxy

NOTE: The instructor will be sent a notification email for each seat check. This email is a courtesy and not required for them to review your seat check. If you are close to your expiration date, please contact the instructor/tech proxy directly.

Add New Activity

Rear-Facing Infant CSS :	Date of Activity <input type="text" value="02/25/2016"/>  (mm/dd/yyyy)	Verifying Instructor/Technician Proxy <input type="text" value="10373"/> Lookup Instructor/Tech Proxy
Rear-Facing Convertible CSS :	Date of Activity <input type="text" value="02/25/2016"/>  (mm/dd/yyyy)	Verifying Instructor/Technician Proxy <input type="text" value="1001075"/> Lookup Instructor/Tech Proxy
Forward-Facing CSS w/Harnesses :	Date of Activity <input type="text"/>  (mm/dd/yyyy)	Verifying Instructor/Technician Proxy <input type="text"/> Lookup Instructor/Tech Proxy
Belt-Positioning Booster :	Date of Activity <input type="text"/>  (mm/dd/yyyy)	Verifying Instructor/Technician Proxy <input type="text"/> Lookup Instructor/Tech Proxy
Installation using LATCH :	Date of Activity <input type="text"/>  (mm/dd/yyyy)	Verifying Instructor/Technician Proxy <input type="text"/> Lookup Instructor/Tech Proxy

NOTE: The instructor will be sent a notification email for each seat check. This email is a courtesy and not required for them to review your seat check. If you are close to your expiration date, please contact the instructor/tech proxy directly.

Cancel

Submit

Email goes out but it isn't required.

Recertification Requirements and Status Summary

Clark Kent

Certification Cycle: 10/20/14-10/19/16

Certified Technician

	Required	Due	Complete?
Seat Checks	5	5	NO
CEUs	6	6	NO
Community Education	See bottom of the page		NO

Your seat check has been added.

Please Note: You have the option to Add or Delete this seat check.

- [Review or Add New Activity in Category 5:](#)
- [Display Seat Check Summary](#)
- [Return to Main Menu](#)
- [Log Out](#)

If you are short on time,
contact them directly.

Email Notifications



- Instructor or Tech Proxy email notifications
 - Sent when submitted
 - Reminder emailed 2 weeks later
- When approved or denied, tech gets email notification.

Seat Check Status Always in Profile



Category	Seat Checks			Action
	Passed	Under Review	Min. Required	
1: Rear-Facing Infant CSS	0	1	1	Add/Review
2: Rear-Facing Convertible CSS	1	0	1	Add/Review
3: Forward-Facing CSS w/Harnesses	1	0	1	Add/Review
4: Belt-Positioning Booster	1	0	1	Add/Review
5: Installation using LATCH	1	0	1	Add/Review



How do I enter CEUs?

Entering CEUs

Continuing Education Summary for this Period

[Click Here to enter Continuing Education units](#)

Click on either option

What is a CEU?

Generally, one hour of technical contact time counts for one continuing education unit (CEU), with a few specific exceptions. All categories of CEUs must meet the content requirements of improving CPS technical knowledge such as LATCH, a child restraint manufacturer workshop or CPS technical update. Non-technical CPS sessions, such as how to get funding or run an inspection station do not qualify.

You need 6 CEUs (feel free to mix and match) to recertify. You cannot carry over CEUs from one certification cycle to the next, even if you have accumulated more CEUs than are required. Because your certification cycle stays the same, any CEUs obtained after you recertify but before the first day of your new certification cycle may not be applied to the new cycle.

Category	CEU Hours		Action
	Submitted	Maximum	
8a: In-person Session/Workshop (Category 1)	0.00	6	Add/Review
8b: Observing CPS Cert Course (Category 2) NO LONGER AN OPTION	0.00	0	Add/Review
8c: Teleconferences (Category 3)	0.00	5	Add/Review
8d: Online/Web sessions (Category 4)	0.00	6	Add/Review
8e: Newsletters/Manuals/Journals (Category 5)	0.00	3	Add/Review
Total Submitted:			0.00
Eligible Based On Category Maximums:			No

Entering CEU Detail



Add New Activity

1. Activity Start Date*

02/19/2016 ▾

(mm/dd/yyyy)

Activity End Date

02/19/2016 ▾

Activity Type*

In-person Sessions ▾

Location of course and instructor name *

All day update with W. Woman, Aquaman and F. Gordon at Hall of Justice in Metropolis

Zoom

Event ID (if pre-approved)

This is NOT the instructor ID

798

CEU Hours*

6

* Required

Submit

CEU confirmation screen

Recertification Requirements and Status Summary

Clark Kent

Certification Cycle: 10/20/14-10/19/16

Certified Technician

	Required	Due	Complete?
Seat Checks	5	0	YES
CEUs	6	0	YES
Community Education	See bottom of the page		NO

CEU hours have been added.

Please Note: You have the option to delete this activity.

- [Review or Add New Activity in Category 8d: Online/Web sessions](#)
- [Display CEU Summary](#)
- [Return to Main Menu](#)
- [Log Out](#)



How do I enter Community Education?

Community Education is After CEUs



Scroll towards
bottom of the page

"Click Here to Continue" button will appear here when you are eligible to apply for recertification.

Community Education

You must enter your Community Education before you can continue.

[CLICK HERE to enter Community Education Information.](#)



Enter Your Community Education



Community Education - Pick One

<input type="radio"/>	Participated in at least one two-hour check up event with at least one other CPS technician at which you serve families using any standardized checklist to provide documentation, if needed.
<input type="radio"/>	Provided at least four hours of community education. Examples include presenting to parents, educators, kids, organizations (PTAs, law enforcement). These presentations are not for CPSTs.
<input checked="" type="radio"/>	Attended a one hour (minimum) educational session on how to better reach community members, improve communication skills or instructor development.
<p>Dates and Details*</p> <div><div>Attended 2 hour session on how to reach at risk communities and promote CPS. Speakers: Batman and wonder Woman</div><div>Zoom</div></div>	

Continue





How do I pay the fee?

Paying the Fee



1 Community Education

5 seat checks

6 CEUs

within 4 months of your expiration date

= You may pay for your recertification

Reviewing Recert Requirements

Top of Page

Recertification Requirements and Status Summary

Clark Kent

Certification Cycle: 10/20/14-10/19/16

Certified Technician

	Required	Due	Complete?
Seat Checks	5	0	YES
CEUs	6	0	YES
Community Education	See bottom of the page		YES

Register/Pay (bottom of page)

Questions about CEUs? Go to cert.safekids.org and click on Recertification or contact CPS Customer Service at cps.certification@safekids.org.

You are now eligible to apply for recertification.

Click Here to Continue

Community Education

Community Education: CommEd-1hr

Attended 2 hour session on how to reach at risk communities and promote CPS. Speakers: Batman and wonder Woman

[CLICK HERE TO EDIT COMMUNITY EDUCATION INFORMATION.](#)

Confirmation

Confirmation



I have read and do hereby agree to adhere to the content of the National Standardized Child Passenger Safety Training Program, including the curriculum published by the National Highway Traffic Safety Administration and procedures set forth by the certifying body when performing child passenger safety educational functions. Failure to comply with these procedures and guidelines may result in my certification being suspended or revoked.



I have read the following statement: To recertify, technicians must participate in a community education with families and children. If there is any reason you are unable to meet this requirement, legal or otherwise, do not continue with the recertification process. If you become ineligible to remain a certified passenger safety technician, no refunds will be provided.

Your re-certification fee includes two years of certification and the monthly e-newsletter, the *CPS Express!*.

Continue



Register/Payment Options

Recertification Requirements and Status Summary

Clark Kent (#ORG547226)

Certification Cycle: 06/20/14-06/19/16

Certified Technician

	Required	Due	Complete?
Seat Checks	5	0	YES
CEUs	6	0	YES
Community Education	See bottom of the page		YES

Your information has been saved. Pay for recertification by choosing an option below.

Apply and pay by Credit Card

Apply and pay with a E-Purchase order

Apply and pay with an E-Voucher

Apply and pay by check (paper application)

Options if
affiliated
with an
Organization

Payment – ex. Credit Card

Recertification Fee

Payment Type: Credit Card Visa

Total Amount: \$50.00

Card Number: *

Exp Date: / *

Name: *

Address: *

City: *

State: *

ZIP Code: (for US Addresses only)

Phone:

Email:

Please click the process payment button once to avoid multiple charges on your credit card.

In an effort to prevent fraudulent use of credit cards, you will need to enter the name on the card, and the billing address of the credit card holder. If you receive a decline message, please ensure that these items match the card. If you continue to experience an issue, please contact the issuing bank of the credit card.

* = Required Fields

Payment – ex. Credit Card



Clark Kent

Thank you for paying your recertification fee on 2/26/2016.

Your recertification application has been received for processing. You will receive an email notification within 48 hours.

- [Return to Main Menu](#)

Please print this page for your records.

Payment confirmation: Receipt

Name: Clark Kent Payment Type: Technician Recertification Fee

Amount: \$50

Date Paid: 2/26/2016

Credit card charges will appear under "SAFE KIDS WORLDWIDE" in Washington, DC.

Check Back in



- **Don't miss out on notices. Be sure your information is current!**
- You will receive an email notification within 48 hours that your registration has been processed.
- You will **not be mailed** a notification.
- **Log in and print your new wallet card!**

→ **YOUR CERTIFICATION STATUS**

Official Mailing Address

Daily Planet
1100 Lois Lane
Metropolis, DC 20010

Status: Certified Technician

Posted: No

Cert ID: T001234

Current Certification Cycle

6/20/2016 - 6/19/2018

SK ID: 708526

Work Phone: 800-111-2222

Primary E-mail: Super1@email.com

Posted Address

1100 Lois Lane
Metropolis, DC 20010

Posted Phone: 800-111-2222

Posted E-mail: Super1@email.com

Audit:

→ **ACTION ITEMS**

1. **Recertification 2016- 2018 cycle (enter information)**

[Online CEUs](#)

Wallet Cards

Note new
recert cycle

8. [Update Organization Affiliation](#)
9. [Update Profile and Contact Information](#)
10. [Update Posted Address](#)
11. [Click here for Your Wallet Card/Certificate \(pdf\)](#)

Print new
wallet card

12. [Technician Downloads \(CPS Board\)](#)



NATIONAL
CHILD
PASSENGER
SAFETY
CERTIFICATION

Certifying Body: Safe Kids Worldwide
Curriculum by: NHTSA

A Program of
Safe Kids Worldwide

In collaboration with:
The National CPS Board
Program Sponsor: State Farm®

Certification Confirmation

Clark Kent

T001234: Certified Technician

Valid from 6/20/2016 through 6/19/2018

Bring this card to all of your CPS events for
proof of your certification.

Seat Check Notes		
Seat Type	Date	Instructor Name
RF Only	_____	_____
RF Convertible	_____	_____
FF Harness	_____	_____
Booster	_____	_____
LATCH	_____	_____

NATIONAL
CHILD
PASSENGER
SAFETY
CERTIFICATION

A Program of
Safe Kids Worldwide

Clark Kent
T001234
6/20/2016 - 6/19/2018
Certified Technician

Certifying Body: Safe Kids Worldwide
Curriculum by: NHTSA
In collaboration with: The National CPS Board
Program Sponsor: State Farm®


CPS Express!



- This e-newsletter has all the latest details and program updates.
- Emailed to all certified technicians



CPS Express!



[Who We Are](#) | [Newsletter](#) | [Policy and Procedure Manual](#) | [Contact Us](#)

[GET A CAR SEAT CHECKED](#) | [FIND A TECH](#) | [FIND A COURSE](#) | [LOG IN](#)

[BECOME A TECH](#) | [I'M A TECH](#) | [COURSE ADMINISTRATION](#) | [ORGANIZATION MANAGEMENT](#) | [RESOURCES - FAQs](#)

Resources - FAQs

[Home](#) > [Resources - FAQs](#)

CPS Express

CPS Express

FAQs

The CPS Express is an e-newsletter that is sent to all certified technicians at the beginning of each month. No need to sign up! It is sent to your official mailing address in your CPS online profile.

Fees

Each edition includes tips for recertification and updates from the field.

Forms

How To

Learn more about [CPS Express advertising](#).

Recertification FAQs



Resources - FAQs

CPS Express

FAQs

Be A Tech

I'm a Tech

Earning CEUs

Providing CEUs

Seat Checks

[Home](#) > [Resources - FAQs](#) > [FAQs](#)

I'M A TECH FAQs

FAQs for Current Techs

1. Who is responsible for making sure I recertify?
2. When is the earliest I can recertify?
3. What is the Community Education requirement?
4. What is a CEU?
5. What is the Renewal Testing Course and who is it for?
6. I passed a "Safe Travel for All Children: Transporting Children it show up in my profile?



Renewal Testing Course

Certification Renewal Testing Course



- Any tech with an **expired** certification is eligible.
- Must be current and **ready to test**
- Hands on skills test
 - Only 2 chances per station
- Written test
 - 42/50 required correct to pass
 - Scored by instructor team

Online Profile = Expired

Flash Gordon

Affiliated Organization: Safe Kids Allen County (ORG547724)

Your certification has expired.

If you are having problems with the page, such as tables that are cut off, it is due to your internet browser. [Microsoft no longer supports Internet Explorer 8 or older.](#) Microsoft encourages upgrading to a newer browser. If you can't upgrade, [Mozilla Firefox](#) and [Chrome](#) are both free and work well. If you are not able to do so, contact Customer Service at 877-366-8154 for assistance.

→ YOUR CERTIFICATION STATUS

Official Mailing Address

Edit

Superheroes United

123 East Main Street

Suite 5A

The City, DC 20004

Work Phone: 202-555-1212

Fax: 202-393-2972

Status: Expired

Posted: No

Cert ID: T718566

Current Certification Cycle

3/20/2013 - 3/19/2015

SK ID: 718566

Certification Renewal Course



Course Search

Fill in the form below with whatever information you know. You don't have to fill in the entire form. Then click submit at the bottom of the page.

CourseID

State

Course Type

Manual Language

Start Date Between

Start End

Submit

Select **state**,
course type and
follow prompts
to register.

Contacting CPS Customer Service



(877) 366-8154

cps.certification@safekids.org

Certification-related information
is available at <http://cert.safekids.org>.